

# JAWAHARLAL NEHRU UNIVERSITY

## BALANCE SHEET AS AT MARCH 31, 2025


				Amount in Rs.	
Liabilities	Schedule	Current Year	Previous Year		
Capital Fund	1	-15,63,92,61,697	-14,87,84,19,439		
Designated Earmarked / Endowment Funds	2	2,56,03,07,952	2,21,56,91,500		
Current Liabilities & Provisions	3	22,85,91,86,907	21,64,83,46,003		
<b>Total</b>		<b>9,78,02,33,162</b>	<b>8,98,56,18,064</b>		
Assets					
Fixed Assets (Net Block)	4	3,76,25,02,911	3,61,91,16,763		
Tangible Assets		2,79,21,20,636			
Capital Work-in-Progress		96,04,52,719			
Intangible Assets		99,29,556			
Investments from Corpus and Earmarked / Endowment Funds	5	2,23,96,33,726	1,76,87,38,165		
Government Securities		6,01,61,296			
Debentures and Bonds (Long Term Investment)		-			
Others Bank FDRs (Short Term Investment)		2,17,94,72,430			
Current Assets	6	2,66,61,78,151	2,74,60,18,243		
Loans, Advances & Deposits	7	1,11,19,18,374	85,17,44,893		
<b>Total</b>		<b>9,78,02,33,162</b>	<b>8,98,56,18,064</b>		


Significant Accounting Policies


22

Contingent liabilities & Notes to Accounts




23

  
**Mayank Kashyap**  
Section Officer(A/c)

  
**Shankar Dhar**  
Joint Registrar (Finance)

  
**Dr. Suman Kumar**  
Finance Officer

**JAWAHARLAL NEHRU UNIVERSITY**  
**INCOME AND EXPENDITURE ACCOUNT FOR THE YEAR ENDED 31 MARCH 2025**

	Schedule	Current Year	Previous Year
<b>Amount in Rs.</b>			
<b>A. Income</b>			
Academic Receipts	8	8,63,38,171	6,39,04,468
Grants / Subsidies	9	5,94,28,74,771	5,65,42,75,998
Income from Investments	10	4,87,29,438	4,92,60,464
Interest Earned	11	44,80,360	54,63,032
Other Income	12	11,04,36,991	10,12,66,560
Prior Period Income	13	53,55,295	1,52,08,022
<b>Total (A)</b>		<b>6,19,82,15,026</b>	<b>5,88,93,78,544</b>
<b>B. Expenditure</b>			
Establishment Expenses	14	5,84,12,53,109	5,01,09,17,173
Academic Expenses	15	19,28,95,071	20,30,61,308
Administrative and General Expenses	16	97,94,93,484	89,78,40,279
Transportation Expenses	17	9,43,955	10,73,266
Repairs and Maintenance	18	5,67,90,416	4,84,90,491
Finance Costs	19	18,55,476	21,87,027
Other Expenses	20	7,07,988	5,67,943
Prior Period Expenses	21	2,91,27,543	20,66,95,897
Depreciation	4	15,67,01,562	14,71,72,441
<b>Total (B)</b>		<b>7,25,97,68,603</b>	<b>6,51,80,05,824</b>
Balance being excess of Income over Expenditure (A-B)		-1,06,15,53,577	-62,86,27,280
Balance being surplus / (Deficit) carried to Capital Fund		-1,06,15,53,577	-62,86,27,280
Significant Accounting Policies	22		
Contingent liabilities & Notes to Accounts	23		
 <b>Mayank Kashyap</b> Section Officer(A/c)	 <b>Shankar Dhar</b> Joint Registrar (Finance)	 <b>Dr. Suman Kumar</b> Finance Officer	

**Schedules forming Part of Balance Sheet as at 31.03.2025**


**Schedule 1 – Capital Fund**

Amount in Rs.

Particulars		Current Year 2024-25	Previous Year 2023-24
	Balance at the beginning of the year	-14,87,84,19,439	-13,71,29,44,862
Add:	Grants from UGC, Govt. of India, and State Govt. utilized for capital expenditure	29,85,74,500	33,98,35,811
Add:	Assets Purchased out of Corpus Fund & Earmarked Funds	-	39,63,237
Add:	Assets Purchased out of Sponsored Project Funds	18,75,232	21,78,894
Add:	Assets Donated/Gifts Received	2,61,587	2,08,926
Add:	Other Additions	-	39,000
Less:	Other Deductions	-	88,30,73,166
<b>Total</b>		<b>-14,57,77,08,120</b>	<b>-12,48,36,45,827</b>
Add:	Surplus/Deficit transferred from the Income & expenditure account	-1,06,15,53,577	-62,86,27,280
<b>Balance at the year end</b>		<b>-15,63,92,61,697</b>	<b>-14,87,84,19,439</b>

  
SECTION OFFICER (A/C)

  
JOINT REGISTRAR (FINANCE)

  
FINANCE OFFICER

Schedule 2: Designated Earmarked / Endowment Funds

Amount in

Fund-wise Break up						
Particulars	Academic Development Fund	HBA Fund	Nippon Foundation Fund	UGC JRF Fund	Conveyance Fund	Exim Bank Library Fund
A.	(1)	(2)	(3)	(4)	(5)	(6)
a) Opening balance	14,67,15,861	33,05,89,702	12,45,89,261	1,38,395	8,17,99,281	40,14,785
b) Additions/Refunds during the year	3,96,00,000	2,93,903	22,69,362	-88,126	6,06,780	-
c) Income from investments from the funds	32,37,050	36,06,315	32,01,452		3,70,610	-
d) Accrued Interest on investments/advances	37,15,767	27,173	47,22,573		61,214	-
e) Interest on Savings Bank a/c	8,91,688	3,067	2,643	1,367	1,944	1,09,270
<b>Total (A)</b>	19,41,60,366	33,45,20,160	13,47,85,291	51,635	8,28,39,829	41,24,055
<b>B. Utilisation/Expenditure towards objectives of funds</b>						
i) Capital Expenditure		-	-	-	-	-
ii) Revenue expenditure		-	23,98,452	-	-	-
<b>Total (B)</b>	-	-	23,98,452	-	-	-
<b>Closing balance at the year end (A- B)</b>	19,41,60,366	33,45,20,160	13,23,86,839	51,635	8,28,39,829	41,24,055

**Represented by**

Cash And Bank Balance	3,63,61,237	28,09,784	78,84,789	51,635	19,25,597	41,24,055
Investment	15,33,64,494	30,37,17,938	11,97,79,477	-	5,79,81,212	-
Auto Sweep Investment (MOD)	7,18,000	64,97,847	-	-	1,25,00,000	-
Interest accrued but not due	37,15,767	2,14,98,667	47,22,573	-	1,04,21,801	-
Advances/Receivables out of Fund	,868	-4,076	-	-	11,219	-
<b>Total</b>	19,41,60,366	33,45,20,160	13,23,86,839	51,635	8,28,39,829	41,24,055

SECTION OFFICER (A/C)

JOINT REGISTRAR (FINANCE)

FINANCE OFFICER

Schedule 2: Designated Earmarked / Endowment Funds

Amount in Rs.

Particulars	Fund-wise Break up					Current Year 2024-25	Previous Year 2023-24
	Rajiv Gandhi National Fellowship Fund	JNU Alumni Endowment Funds	University Corpus Fund	Endowment Funds			
A.	(8)	(9)	(10)	(11)		Total (1 to 11)	
a) Opening balance	1,90,66,502	17,835	79,09,27,580	71,78,32,299	2,21,56,91,500	1,73,36,74,400	
b) Additions/Refunds during the year	-1,91,47,670	-	13,71,51,766	11,38,78,743	27,45,64,758	40,76,73,545	
c) Income from investments from the funds		-		4,10,31,946	5,14,47,373	5,49,67,020	
d) Accrued Interest on investments/advances	-	-	2,87,81,270	9,44,169	3,82,52,166	4,29,65,802	
e) Interest on Savings Bank a/c	1,13,179	3,577	13,27,140		24,53,875	37,38,418	
<b>Total (A)</b>	32,011	21,412	95,81,87,757	87,36,87,157	2,58,24,09,672	2,24,30,19,185	
<b>B. Utilisation/Expenditure towards objectives of funds</b>							
i) Capital Expenditure	-	-	-	-	-	39,63,237	
ii) Revenue expenditure	-	-	29,24,252	1,67,79,016	2,21,01,720	2,33,64,448	
<b>Total (B)</b>	-	-	29,24,252	1,67,79,016	2,21,01,720	2,73,27,685	
<b>Closing balance at the year end (A- B)</b>	<b>32,011</b>	<b>21,412</b>	<b>95,52,63,505</b>	<b>85,69,08,141</b>	<b>2,56,03,07,952</b>	<b>2,21,56,91,500</b>	

**Represented by**

Cash And Bank Balance	32,011	21,412	1,43,69,472	14,02,38,297	20,78,18,287	31,04,74,418
Investment	-	-	88,90,70,414	71,57,20,191	2,23,96,33,726	1,77,46,14,739
Auto Sweep Investment (MOD)	-	-	64,59,000	-	2,61,74,847	4,21,60,378
Interest accrued but not due	-	-	4,39,74,966	-	8,43,33,774	7,48,22,003
Advances/Receivables out of Fund	-	-	13,89,653	9,49,654	23,47,318	1,36,19,962
<b>Closing balance at the year end (A- B)</b>	<b>32,011</b>	<b>21,412</b>	<b>95,52,63,505</b>	<b>85,69,08,141</b>	<b>2,56,03,07,952</b>	<b>2,21,56,91,500</b>

SECTION OFFICER (A/C)

JOINT REGISTRAR (FINANCE)

FINANCE OFFICER

Cont. from Pg 4

Schedule 2A - ENDOWMENT AND CHAIRS

1. Sr. No.	2. Name of the Endowment	Opening Balance		Additions during the Year			Total		10. Expenditure on the object during the year	Closing Balance		Total (11+12)
		3. Endowment	4. Accumulated Interest/Grants	5. Endowment /Chair	6. Interest on Investments	7. Interest on Savings A/c	8. Endowment	9. Accumulated Interest/Grants		11. Endowment	12. Accumulated Interest/Grants	
1	A N BHATT ENDOWMENT FUND	93,830	79,551	-	2,943	3,094	93,830	85,588	-	93,830	85,588	1,79,418
2	A RAMESH RAO ENDOWMENT	10,00,000	7,64,624	-	67,154	32,142	10,00,000	8,63,921	54,000	10,00,000	8,09,921	18,09,921
3	ANNUAL LECTURE-J N FOREIGN POLICY	45,000	1,68,869	-	2,910	3,804	45,000	1,75,583	-	45,000	1,75,583	2,20,583
4	APPADORAI PROFESSORSHIP IN INTERNATIONAL STUDIES	28,00,000	71,59,459	-	1,93,494	1,78,154	28,00,000	75,31,107	-	28,00,000	75,31,107	1,03,31,107
5	AUSTRALIAN HIGH COMMISSION	4,00,000	6,71,784	-	-	18,807	4,00,000	6,90,591	-	4,00,000	6,90,591	10,90,591
6	BHAGAT SINGH CHAIR	2,50,00,000	2,43,25,418	-	3,35,770	8,71,406	2,50,00,000	2,55,32,593	-	2,50,00,000	2,55,32,593	5,05,32,593
7	BHARAT SEWASHRAM SANGHA	6,00,000	10,88,397	-	-	29,626	6,00,000	11,18,023	-	6,00,000	11,18,023	17,18,023
8	BINDU AGARWAL-ARPITA MISHRA AWARD	50,000	63,602	-	-	1,993	50,000	65,596	-	50,000	65,596	1,15,596
9	CENTRE FOR L&G FORD FOUNDATION	2,33,55,546	1,90,80,183	-	14,90,155	7,70,768	2,33,55,546	2,13,41,107	-	2,33,55,546	2,13,41,107	4,46,96,653
10	CHAIR FOR TRIBAL STUDENTS	-	4,57,737	-	-	8,032	-	4,65,769	-	-	4,65,769	4,65,769
11	CHAIR IN CLASSICAL GREEK STUDIES	85,50,744	1,49,98,938	26,51,100	4,16,355	4,20,532	85,50,744	1,84,86,924	17,27,846	85,50,744	1,67,59,078	2,53,09,822
12	COM. H L PARWANA ENDOWMENT	10,00,000	9,67,496	-	64,695	35,659	10,00,000	10,67,850	-	10,00,000	10,67,850	20,67,850
13	D S GARDIJI ENDOWMENT FUND/CENTRE FOR SS	16,00,000	11,91,348	-	-	48,980	16,00,000	12,40,328	-	16,00,000	12,40,328	28,40,328
14	DEVENDRA KUMAR GUPTA MEMORIAL GOLD MEDAL	10,000	14,143	-	-	424	10,000	14,567	-	10,000	14,567	24,567
15	DIWAKAR MEMORIAL AWARD ENDOWMENT	2,00,000	1,43,064	-	12,938	6,247	2,00,000	1,62,249	-	2,00,000	1,62,249	3,62,249
16	DR JAYSHREE RAY ENDOWMENT	5,00,000	7,15,747	-	33,577	21,922	5,00,000	7,71,246	-	5,00,000	7,71,246	12,71,246
17	DR RAFAEL IRUZU-BEITA FERNANDEZ	11,43,059	4,05,918	-	32,957	27,758	11,43,059	4,66,633	1,90,000	11,43,059	2,76,633	14,19,692
18	DR S D SHARMA GOLD MEDAL	15,000	20,670	-	970	643	15,000	22,283	-	15,000	22,283	37,283
19	DR SRIVIDYA SCHOLARSHIP AWARD	20,000	37,115	-	1,292	1,025	20,000	39,431	-	20,000	39,431	59,431
20	ENDOWMENT OF LATE J C TANDON	2,00,000	3,02,541	-	13,431	9,054	2,00,000	3,25,026	-	2,00,000	3,25,026	5,25,026
21	ENDOWMENT OF PROF MAHALE CFS.SLL & CS	10,000	16,487	-	-	465	10,000	16,952	-	10,000	16,952	26,952
22	G PARTHSARTH Y EF FOR SUPPORTING SC/ST STUDENTS	13,79,041	31,85,914	-	-	80,101	13,79,041	32,66,016	-	13,79,041	32,66,016	46,45,057
23	G S SINGHAL ENDOWMENT	2,00,000	2,37,335	-	12,953	7,901	2,00,000	2,58,189	10,000	2,00,000	2,48,189	4,48,189
24	GOVT. OF BAHRAIN-ESTABLISHMENT OF CHAIR	20,00,000	38,48,836	-	1,08,200	1,04,528	20,00,000	40,61,565	-	20,00,000	40,61,565	60,61,565
25	H C PANDE MEDAL	50,000	41,607	-	3,234	1,664	50,000	46,505	-	50,000	46,505	96,505
26	INDO RAMA FELLOWSHIP FUND	100,000	1,77,366	-	6,715	4,985	100,000	1,89,066	-	100,000	1,89,066	2,89,066
27	IPR CHAIR ENDOWMENT-MHRD	-	11,34,468	-	-	19,907	-	11,54,375	-	-	11,54,375	11,54,375
28	J S KHURANA ENDOWMENT	5,00,000	5,72,140	-	32,384	19,381	5,00,000	6,23,905	15,932	5,00,000	6,07,973	11,07,973
29	JAWAHARLAL NEHRU PROF. CHAIR/ENVIRONMENTAL/RAM RAH	44,76,322	17,71,850	-	2,29,244	1,13,659	44,76,322	21,14,753	2,09,121	44,76,322	19,05,632	63,81,954
30	JEAN MONNET CHAIR LECTURES/SEMINAR ENDOWMENT	-	13,14,811	-	-	23,071	-	13,37,882	-	-	13,37,882	13,37,882
31	JOINT PLANT COMMITTEE-GOI	19,00,000	23,74,138	-	1,27,593	77,237	19,00,000	25,78,968	-	19,00,000	25,78,968	44,78,968
32	KANNADA LANGUAGE CHAIR	5,00,00,000	94,78,637	-	33,32,949	11,02,156	5,00,00,000	1,39,13,741	13,88,312	5,30,00,000	95,25,429	6,25,25,429
33	KANUPRIYA BHARADWAJ AWARD	20,000	28,707	-	1,292	877	20,000	30,877	-	20,000	30,877	50,877
34	KOREAN FOUNDATION	65,71,000	50,47,087	-	4,26,535	2,11,347	65,71,000	56,84,969	-	65,71,000	56,84,969	1,22,55,969
35	LATE ADITYA C CENTRE FOR SPANISH STUDIES	13,149	13,384	-	883	481	13,149	14,748	-	13,149	14,748	27,897
36	AMBEDKAR CHAIR	-	-	54,42,663	-	-	-	54,42,663	53,84,307	-	58,356	58,356
37	LATE JUHI PRASAD AWARD	22,292	15,655	-	-	666	22,292	16,321	2,000	22,292	14,321	36,613
38	M/O PLANNING COMMISSION FOR CREATION OF CHAIR/SUKHAM	1,35,00,000	99,10,236	-	8,52,855	4,25,745	1,35,00,000	1,11,88,837	5,76,712	1,35,00,000	1,06,12,125	2,41,12,125
39	MARATHI CHAIR ENDOWMENT	1,50,00,000	1,77,60,274	-	27,35,309	6,22,841	1,50,00,000	2,11,18,425	1,52,944	1,50,00,000	2,09,65,481	3,59,65,481
40	MJK THAVARAJ MEMORIAL MEMORIAL FUND	1,59,920	3,36,219	-	10,739	8,894	1,59,920	3,55,853	-	1,59,920	3,55,853	5,15,773
41	NURUL HASAN-ENDOWMENT E&RF SCHOLARSHIPS	7,50,000	10,18,181	-	16,212	31,311	7,50,000	10,65,703	-	7,50,000	10,65,703	18,15,703
42	PRAFULLA KR. PONNI ENDOWMENT	5,00,000	4,47,516	-	32,348	17,194	5,00,000	4,97,058	-	5,00,000	4,97,058	9,97,058
43	PROF APPADORAI & LAXMI APPADORAI TRUST	1,36,888	2,77,305	-	6,468	7,381	1,36,888	2,91,154	-	1,36,888	2,91,154	4,28,042
44	PROF DALEEP SINGH AWARD	25,000	46,515	-	1,616	1,283	25,000	49,414	-	25,000	49,414	74,414
45	PROF G K CHADDA ENDOWMENT	5,00,000	2,83,343	-	32,348	14,313	5,00,000	3,30,004	5,000	5,00,000	3,25,004	8,25,004

SECTION OFFICER (A/C)

JOINT REGISTRAR (FINANCE)

FINANCE OFFICER

46	PROF LATE URMILA PHADNIS ENDOWMENT	10,000	14,124	-	,672	,435	10,000	15,230	-	10,000	15,230	25,230
47	PROF MARCANDNE GOLD MEDAL	10,000	17,811	-	1,343	,512	10,000	19,665	-	10,000	19,665	29,665
48	PROF P N SRIVASTAVA ENDOWMENT	11,98,655	7,65,731	-	3,147	34,524	11,98,655	8,03,403	-	11,98,655	8,03,403	20,02,058
49	PROF T K OMMAN END/CENTRE FOR STUDY SYSTEM/SSS	100,000	68,062	-	6,482	3,063	100,000	77,607	10,000	100,000	67,607	1,67,607
50	RAILWAY BOARD (ASHOK GUHA)/FORD FOUNDATION	98,50,000	46,40,226	-	5,27,159	2,63,510	98,50,000	54,30,895	1,16,389	98,50,000	53,14,506	1,51,64,506
51	RAJIV GANDHI CHAIR	1,15,00,000	1,43,52,373	-	7,51,922	4,66,826	1,15,00,000	1,55,71,121	-	1,15,00,000	1,55,71,121	2,70,71,121
52	RAMAN PONNI ENDOWMENT	6,11,628	5,69,423	-	34,329	21,326	6,11,628	6,25,078	-	6,11,628	6,25,078	12,36,706
53	RBI ENDOWMENT CHAIR	5,55,74,320	1,06,54,025	-	38,39,758	12,29,486	5,55,74,320	1,57,23,269	16,631	5,55,74,320	1,57,06,638	7,12,80,958
54	SAJJAD ZAHEER & RAZIR SAJJAD AWARD	100,000	42,552	-	-	2,501	100,000	45,053	-	100,000	45,053	1,45,053
55	SAROJNI NAIDU MEMORIAL FUND	30,608	1,23,236	-	1,245	2,721	30,608	1,27,202	-	30,608	1,27,202	1,57,810
56	SHEILA ZURBRIGG-FELLOWSHIP CENTRE FOR SS	25,000	30,676	-	1,679	1,006	25,000	33,362	-	25,000	33,362	58,362
57	SISIR GUPTA MEMORIAL FUND	14,040	42,683	-	,943	1,012	14,040	44,638	-	14,040	44,638	58,678
58	SMT KAILASH HANS BHALLA ENDOWMENT	5,00,000	2,19,377	-	32,384	13,191	5,00,000	2,64,952	16,524	5,00,000	2,48,428	7,48,428
59	SRI RAM MEMORIAL PRIZE FUND	9,946	36,010	-	,427	,814	9,946	37,251	-	9,946	37,251	47,197
60	SULAKSHNA DEVI MAHAJAN MEMORIAL PRIZE FUND	6,100	28,659	-	,396	,617	6,100	29,672	-	6,100	29,672	35,772
61	TAGORE SOCIETY/MADAM KIM YANG SHIK ENDOWMENT	5,00,000	5,67,542	-	-	18,732	5,00,000	5,86,274	-	5,00,000	5,86,274	10,86,274
62	TAMIL DEVELOPMENT CHAIR	5,50,00,000	1,28,61,861	-	33,39,683	12,49,374	5,50,00,000	1,74,50,919	2,93,856	5,70,00,000	1,51,57,063	7,21,57,063
63	TENDULKAR TRUST	84,641	2,77,685	-	3,108	6,412	84,641	2,87,205	-	84,641	2,87,205	3,71,846
64	VIMLA SARAN MEMORIAL CORPUS FUND	30,000	27,770	-	2,015	1,049	30,000	30,834	-	30,000	30,834	60,834
65	ODIA CHAIR	4,46,00,000	83,62,349	-	29,10,515	9,80,402	4,46,00,000	1,22,53,266	17,97,283	4,46,00,000	1,04,55,983	5,50,55,983
66	SUNGUM SUDHAR SCHOLARSHIP ENDOWMENT	3,00,00,000	1,06,22,116	-	20,14,619	7,48,147	3,00,00,000	1,33,84,883	6,57,354	3,00,00,000	1,27,27,529	4,27,27,529
67	CJS ALUMNI END- ANNUAL MEMORIAL LECTURE	7,91,888	2,65,620	-	-	18,566	7,91,888	2,84,176	64,582	7,91,888	2,19,594	10,11,482
68	SHARDA PRIZE ENDOWMENT	11,00,000	5,36,836	-	-	28,722	11,00,000	5,65,557	-	11,00,000	5,65,557	16,65,557
69	NAMASTE- GOVERNORS ARUNANCHAL AND NAGALAND	5,00,000	1,82,232	-	-	11,971	5,00,000	1,94,203	56,911	5,00,000	1,37,292	6,37,292
70	DR A S PAINTAL DISTINGUISHED SCIENTIST CHAIR OF ICM	-	16,531	-	-	,290	-	16,821	-	-	16,821	16,821
71	PASHTO CHAIR	-	-	38,86,980	-	-	-	38,86,980	36,01,780	-	2,85,200	2,85,200
72	MANOJ KR SRIVASTAVA GOLD MEDAL ENDOWMENT	5,00,000	63,391	-	31,214	10,434	5,00,000	1,05,038	8,984	5,00,000	96,054	5,96,054
73	SCNSS CHAIR OF EXCELLENCE ENDOWMENT	2,00,00,000	34,17,303	-	12,48,616	4,32,813	2,00,00,000	50,98,732	-	2,00,00,000	50,98,732	2,50,98,732
74	ARUN TRIPATHI FOUNDATION ENDOWMENT	20,00,000	2,04,108	-	-	38,676	20,00,000	2,42,783	-	20,00,000	2,42,783	22,42,783
75	ASSAM GOVERNMENT	10,10,00,000	1,03,07,452	-	-	19,53,113	10,10,00,000	1,22,60,566	-	10,10,00,000	1,22,60,566	11,32,60,566
76	NIRMAN FOUNDATION	58,76,574	5,99,728	-	-	1,13,640	58,76,574	7,13,368	-	58,76,574	7,13,368	65,89,942
77	CHATRAPATI SHIVAJI CENTRE FOR SECURITY ENDOWMENT	-	-	10,00,00,000	17,28,000	17,85,023	10,00,00,000	35,13,023	3,30,510	10,00,00,000	31,82,513	10,31,82,513
78	WRITER RAJAN KRISHNAN CENTERNARY ENDOWMENT	-	-	10,48,000	-	17,547	10,00,000	65,547	28,000	10,00,000	37,547	10,37,547
79	LATE PROF SIPRA GUHA MUKHERJEE ENDOWMENT	-	-	8,50,000	-	14,038	8,00,000	64,038	64,038	8,00,000	(0)	8,00,000
<b>Total</b>		<b>50,59,20,191</b>	<b>21,19,12,108</b>	<b>11,38,78,743</b>	<b>2,71,18,173</b>	<b>1,48,57,942</b>	<b>60,77,20,191</b>	<b>26,59,66,966</b>	<b>1,67,79,016</b>	<b>61,27,20,191</b>	<b>24,41,87,950</b>	<b>85,69,08,141</b>

SECTION OFFICER (A/C)

JOINT REGISTRAR (FINANCE)

FINANCE OFFICER

**Schedule 3- Current Liabilities and Provisions**

A. Current Liabilities	Current Year 2024-25	Previous Year 2023-24
<b>1 Deposits from Staff</b>	40,09,708	40,52,499
<b>2 Deposits from Students</b>	35,22,378	40,93,952
<b>3 Sundry Creditors</b>		
a) For Goods		-
<b>4 Deposit-Others (including EMD, Security Deposit)</b>		
a) Earnest Money Deposit	7,29,761	13,74,830
b) Security Deposit	50,71,103	22,13,795
c) Other Deposits	9,26,38,114	10,13,01,605
<b>5 Statutory liabilities (GIS, GPF, CPF, TDS, Work Contract Tax, etc.):</b>		
a) Overdue	-	-
b) Others	8,49,42,726	5,25,54,966
<b>6 Other current liabilities</b>		
a) Salaries	25,51,81,687	27,18,79,235
b) Receipts against ongoing sponsored/consultancy/ projects	77,40,01,518	71,55,28,311
c) Receipts against Sponsored Fellowship & Scholarships	38,23,63,880	36,01,08,740
d) Unutilized Grants	21,46,54,138	43,25,79,917
e) Other Liabilities	5,01,77,797	8,87,82,499
f) HEFA Loan	38,71,51,000	-
g) Payable to CPWD	90,59,000	-
h) Transfer From Other Funds Awaiting Payment	34,76,44,690	52,12,44,690
i) Refundable to UGC	-	20,91,00,000
<b>7 Income received in Advance</b>	<b>1,56,22,880</b>	<b>1,62,16,789</b>
<b>Total (A)</b>	2,62,67,70,380	2,78,10,31,826
<b>B. Provisions</b>	<b>Current Year 2024-25</b>	<b>Current Year 2023-24</b>
1. Superannuation/Pension	17,76,41,52,281	16,53,44,94,500
2. Gratuity	1,05,90,21,263	1,00,10,67,244
3. Leave Encashment	1,40,92,42,983	1,33,17,52,433
<b>Total (B)</b>	20,23,24,16,527	18,86,73,14,177
<b>Total (A + B)</b>	<b>22,85,91,86,907</b>	<b>21,64,83,46,003</b>

*9/12/*  
SECTION OFFICER (A/C)

*[Signature]*  
JOINT REGISTRAR (FINANCE)

*[Signature]*  
FINANCE OFFICER

## Schedule 3.6(b) - Receipts against Sponsored Projects

Amount in Rs.

1. Sr. No.	2. Name of the Project	3. Opening Balance as on 01.04.2024	4. Receipts during the year	5. Total	6. Expenditure during the year	7. Closing Balance as on 31.03.2025
1	DST PURSE PHASE-II	5,958	,108	6,066		6,066
2	DST TRADITIONAL KNOWLEDGE SYSTEM	2,84,693	9,701	2,94,394	-	2,94,394
3	GLOBAL INITIATIVE ON ACADEMIC NETWORK	36,19,022	9,57,416	45,76,438	21,000	45,55,438
4	SPONSORED SEMINARS/WORKSHOPS	20,12,339	2,16,64,630	2,36,76,969	2,04,26,357	32,50,612
5	NATIONAL INSTITUTE OF ANIMAL WELFARE	29,07,404	1,78,739	30,86,143		30,86,143
6	ENVIRONMENTAL INFORMATION SYSTEM	3,07,667	19,236	3,26,903	-	3,26,903
7	ICSSR IMPRESS	7,40,878	1,48,44,403	1,55,85,281	96,42,905	59,42,376
8	OVERHEAD CHARGES/SEMINAR	2,86,58,449	2,45,55,817	5,32,14,266	30,34,793	5,01,79,473
9	DBT-0150 (ICICI)	-	12,07,05,399	12,07,05,399	12,07,05,399	-
10	SCHEME-1817	-	59,15,973	59,15,973	59,15,973	-
11	SCHEME-1819	-	68,59,362	68,59,362	68,59,362	-
12	SCHEME-2354	-	66,87,000	66,87,000	66,87,000	-
13	SCHEME-2401	-	21,72,601	21,72,601	21,72,601	-
14	SCHEME-3237	-	24,55,820	24,55,820	24,55,820	-
15	SCHEME-3614	-	48,67,028	48,67,028	48,67,028	-
16	SCHEME-3668	-	1,02,42,798	1,02,42,798	1,02,42,798	-
17	SCHEME-3987	-	3,03,958	3,03,958	3,03,958	-
18	SCHEME-1826	-	11,21,250	11,21,250	11,21,250	-
19	SCHEME-2792	-	2,21,831	2,21,831	2,21,831	-
20	SCHEME-3356	-	89,64,000	89,64,000	89,64,000	-
21	SCHEME-3988	-	3,45,19,995	3,45,19,995	3,45,19,995	-
22	JNU CSR	-	84,03,675	84,03,675		84,03,675
23	SPONSORED PROJECTS (UGC/Govt./Other)	6,60,97,635	22,07,77,258	28,68,74,893	24,80,52,066	3,88,22,827
24	Interest Accumulated over the Years	61,08,94,265	8,09,79,068	69,18,73,333	3,27,39,723	65,91,33,610
	<b>Total</b>	<b>71,55,28,311</b>	<b>57,74,27,066</b>	<b>129,29,55,378</b>	<b>51,89,53,859</b>	<b>77,40,01,518</b>

SECTION OFFICER (A/C)

JOINT REGISTRAR (FINANCE)

FINANCE OFFICER

Schedule 3.6(C) - Receipts against Sponsored Fellowships

Amount in Rs.

HEAD OF ACCOUNT (Agency wise name of Projects/ Fellowships and Scholarships)		OPENING BALANCES AS ON 01.04.23	TRANSACTION DURING THE YEAR 2023-24		CLOSING BALANCE AS ON 31.03.24
			DR.	CR.	
A.	UGC Sponsored Fellowship	1,13,12,990		3,98,411	1,17,11,401
B.	Government of India Sponsored Fellowship	10,07,784	4,89,89,285	4,80,57,089	75,588
C.	Other Bodies Sponsored Fellowship	23,41,561	5,65,44,896	6,99,78,987	1,57,75,651
D.	Interest Accumulated Over the Year	34,48,08,534		93,86,201	35,41,94,735
E.	Income Tax Payable	6,37,871	17,60,459	17,29,093	6,06,505
<b>TOTAL</b>		<b>36,01,08,740</b>	<b>10,72,94,640</b>	<b>12,95,49,781</b>	<b>38,23,63,880</b>

  
SECTION OFFICER (A/C)

  
JOINT REGISTRAR (FINANCE)

  
FINANCE OFFICER

**Schedule 3.6(d) - Unutilised grants from UGC/Government of India**

Amount in Rs.

	Current Year 2024-25	Previous Year 2023-24
<b>A Govt. of India</b>		
Balance B/F	1,22,51,037	1,71,77,038
Add: Receipts during the year	22,94,735	22,61,900
Total (a)	1,45,45,772	1,94,38,938
Less: Refunds	31,089	1,52,558
Less: Utilized for Revenue expr.	24,69,585	40,10,148
Less: Utilized for Capital expr	11,36,043	30,25,195
Total (b)	36,36,717	71,87,901
Unutilized carried forward Total (a-b)	1,09,09,055	1,22,51,037
<b>B UGC grants: Capital/Schemes</b>		
Balance B/F	42,03,28,880	12,10,58,424
Receipts during the year	25,95,28,675	98,73,83,318
Total (c)	67,98,57,555	1,10,84,41,742
Add: Grants (Prior Period)	1,28,16,236	
Less: Refunds	25,27,767	32,65,48,235
Less: Utilized for Revenue expr.	19,80,19,216	3,51,32,161
Less: Utilized for capital expr.	28,83,81,725	32,64,32,466
Total (d)	47,61,12,472	68,81,12,862
Unutilised carried forward Total (c-d)	20,37,45,083	42,03,28,880
<b>C UGC grants: Salary/Recurring</b>		
Balance B/F	-	-
Add: Receipts during the year	5,77,96,00,000	5,90,88,54,000
Total (e)	5,77,96,00,000	5,90,88,54,000
Less: Refunds	2,81,57,298	28,33,03,161
Less: Grants Reimbursed from UGC	-	39,000
Less: Utilized for Revenue expr	5,74,23,85,970	5,61,51,33,689
Less: Utilized for Capital expr.	90,56,732	1,03,78,150
Total (f)	5,77,96,00,000	5,90,88,54,000
Unutilized carried forward Total (e-f)	-	-
<b>Grand Total (A+B+C) ↓</b>	<b>21,46,54,138</b>	<b>43,25,79,917</b>

→ \* Note :- Unutilized grants are represented on the Assets side by Bank balances and Investments

  
SECTION OFFICER (A/C)

  
JOINT REGISTRAR (FINANCE)

  
FINANCE OFFICER

**Schedule : 4 : Fixed Assets**

Amount in Rs

S.No	Assets Heads	Gross Block				Depreciation for the Year 2024-25				Net Block	
		Op Balance 01.04.2024	Additions	Deductions	Cl Balance	Dep Opening Balance	Depreciation for the Year	Deductions / Adjustment	Total Depreciation	31.03.2025	31.03.2024
1	Land	21,08,53,672	-	-	21,08,53,672	-	-	-	-	21,08,53,672	21,08,53,672
2	Site Development	16,57,30,936	34,31,634	-	16,91,62,570	-	-	-	-	16,91,62,570	16,57,30,936
3	Buildings	2,50,83,12,349	16,52,22,782	1,34,91,733	2,66,00,43,398	58,57,03,388	5,32,00,868	-4,44,000	63,93,48,256	2,02,06,95,142	1,92,26,08,961
4	Roads & Bridges	13,89,82,251	-	-	13,89,82,251	1,77,81,137	27,79,645	-	2,05,60,782	11,84,21,469	12,12,01,114
5	Tubewells & Water Supply	8,16,26,201	21,36,884	-	8,37,63,085	1,83,03,384	16,75,262	-	1,99,78,646	6,37,84,439	6,33,22,817
6	Sewerage & Drainage	2,28,13,938	1,08,000	53,87,000	1,75,34,938	27,64,416	3,50,699	-	31,15,115	1,44,19,824	2,00,49,522
7	Electrical Installation and equipment	22,50,21,108	1,54,21,709	45,04,390	23,59,38,427	17,03,67,954	1,17,96,921	44,90,732	17,76,74,143	5,82,64,284	5,46,53,154
8	Plant & Machinery	5,34,98,146	22,000	-	5,35,20,146	3,08,69,767	26,76,007	-	3,35,45,774	1,99,74,372	2,26,28,379
9	Scientific & Laboratory Equipment	1,13,91,36,812	65,02,195	6,62,08,035	1,07,94,30,972	1,11,92,01,346	2,04,55,640	6,62,08,031	1,07,34,48,956	59,82,016	1,99,35,465
10	Office Equipment	6,78,82,164	16,64,282	3,34,546	6,92,11,900	6,69,39,933	10,67,052	3,34,543	6,76,72,441	15,39,459	9,42,231
11	Audio Visual Equipment	11,96,85,907	15,58,841	4,98,358	12,07,46,390	11,10,99,304	90,55,979	4,98,354	11,96,56,929	10,89,461	85,86,603
12	Computers & Peripherals	64,38,58,725	3,28,43,599	4,69,08,304	62,97,94,021	58,83,41,334	2,90,79,051	4,69,08,295	57,05,12,091	5,92,81,930	5,55,17,391
13	Furniture, Fixtures & Fittings	27,11,27,701	58,24,480	1,61,235	27,67,90,946	26,60,89,404	54,75,131	1,61,233	27,14,03,303	53,87,643	50,38,296
14	Vehicles	1,09,02,370	-	-	1,09,02,370	77,10,409	7,14,503	-	84,24,912	24,77,458	31,91,961
15	Lib. Books & Scientific Journals	72,15,95,932	1,47,38,656	37,734	73,62,96,854	68,25,55,402	1,29,54,557	-	69,55,09,959	4,07,86,895	3,90,40,530
16	Small Value Assets	1,01,58,046	31,983	-	1,01,90,029	1,01,58,046	31,983	-	1,01,90,029	-	-
17	Others	4,75,40,218	-	-	4,75,40,218	4,75,40,217	-	-	4,75,40,217	1	1
Total (A)		6,43,87,26,474	24,95,07,045	13,75,31,334	6,55,07,02,186	3,72,54,25,438	15,13,13,298	11,81,57,187	3,75,85,81,550	2,79,21,20,636	2,71,33,01,036
18	Capital Work in Progress (B)	89,06,27,949	26,25,06,124	19,26,81,354	96,04,52,719	-	-	-	-	96,04,52,719	89,06,27,949
S. No	Intangible Assets	Op Balance 01.04.2024	Additions	Deductions	Cl Balance	Amrt. Opening Balance	Amortization for the Year	Deductions/ Adjustments	Total Amortization/ Adjustments	31.03.2025	31.03.2024
19	Softwares	9,16,00,838	1,09,705	-	9,17,10,543	8,71,92,970	39,02,169	-	9,10,95,139	6,15,404	44,07,868
20	E - Journals	4,44,27,606	1,48,532	-	4,45,76,138	4,21,24,630	14,86,094	-	4,36,10,724	9,65,414	23,02,976
21	Patents	1,16,90,116	-	-	1,16,90,116	32,13,182	1,28,196	-	33,41,378	83,48,738	84,76,934
Total [C]		14,77,18,560	2,58,237	-	14,79,76,797	13,25,30,782	55,16,460	-	13,80,47,241	99,29,556	1,51,87,778
Grand Total (A+B+C)		7,47,70,72,983	51,22,71,406	33,02,12,688	7,65,91,31,701	3,85,79,56,220	15,68,29,758	11,81,57,187	3,89,66,28,791	3,76,25,02,911	3,61,91,16,763

Note: The figure in Column "Deductions" under Gross Block against the head Capital Work in Progress represents the transfer from Work in Progress to Assets during the year.  
 The figures in column "Additions" during the year under Gross Block against Assets 1 to 14 includes transfer from Work in Progress during the year, as well as further acquisitions during the year.  
 The Amortization on Patents forms part of Other Expenses and not Depreciation for the year.

  
 SECTION OFFICER (A/C)

  
 JOINT REGISTRAR (FINANCE)

  
 FINANCE OFFICER

**Schedule 4A – Intangible Assets**

Amount in Rs.

S.No	Assets Heads	Gross Block				Amortization for the Year 2024-25				31.03.2025	31.03.2024
		Op Balance 01.04.2024	Additions	Deductions	Cl Balance	Amrt. Opening Balance	Amortization for the Year	Deductions / Adjustment	Total Amortization		
1	Patents	1,16,90,116	-	-	1,16,90,116	32,13,182	1,28,196	-	33,41,378	83,48,738	84,76,934
2	Computer Software	9,16,00,838	1,09,705	-	9,17,10,543	8,71,92,970	39,02,169	-	9,10,95,139	6,15,404	44,07,868
3	E - Journals	4,44,27,606	1,48,532	-	4,45,76,138	4,21,24,630	14,86,094	-	4,36,10,724	9,65,414	23,02,976
	<b>Total</b>	<b>14,77,18,560</b>	<b>2,58,237</b>	<b>-</b>	<b>14,79,76,797</b>	<b>13,25,30,782</b>	<b>55,16,460</b>	<b>-</b>	<b>13,80,47,241</b>	<b>99,29,556</b>	<b>1,51,87,778</b>



SECTION OFFICER (A/C)



JOINT REGISTRAR (FINANCE)



FINANCE OFFICER

**Schedule 4B- Patents and Copyrights**

Amounts in Rs.

Particulars	Op. Balance	Addition	Total	Amortization	Net Block 2024-25	Net Block 2023-24
<b>A. Patents Granted</b>						
1 Balance as on 31.03.20 of Patents obtained in 2016-17 ( Original Value - Rs.8,00,803/-)	88,979	-	88,979	88,979	-	88,979
2 Balance as on 31.03.20 of Patents obtained in 2018-19 ( Original Value - Rs. 2,62,560/-)	87,522	-	87,522	29,173	58,349	87,522
3 Balance as on 31.03.20 of Patents obtained in 2019-20 ( Original Value - Rs. 90,400/-)	40,180	-	40,180	10,044	30,136	40,180
<b>Total (A)</b>	<b>2,16,681</b>	<b>-</b>	<b>2,16,681</b>	<b>1,28,196</b>	<b>88,485</b>	<b>2,16,681</b>

Particulars	Op. Balance	Addition	Gross	Patents Granted/Rejec	Net Block 2024-25	Net Block 2023-24
<b>B. Patents Pending</b>						
Expenditure on pending patent applications.						
2024-25		NIL				
2023-24		NIL				
2022-23		NIL				
2021-22		50,730				
2020-21		NIL				
2019-20	82,60,253	-	82,60,253	-	82,60,253	82,60,253
2018-19		17,43,633				
2017-18		18,93,370				
2016-17		11,89,982				
2015-16		7,05,567				
2014-15		25,35,721				
& Before						
<b>Total (B)</b>	<b>82,60,253</b>	<b>-</b>	<b>82,60,253</b>	<b>-</b>	<b>82,60,253</b>	<b>82,60,253</b>

<b>C. Grand Total (A+B)</b>	<b>84,76,934</b>	<b>-</b>	<b>84,76,934</b>	<b>1,28,196</b>	<b>83,48,738</b>	<b>84,76,934</b>
-----------------------------	------------------	----------	------------------	-----------------	------------------	------------------

*[Signature]*  
SECTION OFFICER (A/C)

*[Signature]*  
JOINT REGISTRAR (FINANCE)

*[Signature]*  
FINANCE OFFICER

**Schedule 4C - Fixed Assets(Others)**

Amount in Rs

S.No	Assets Heads	Gross Block				Depreciation for the Year 2024-25				Net Block	
		Op Balance 01.04.2024	Additions	Deductions	Cl Balance	Dep Opening Balance	Depreciation for the Year	Deductions / Adjustment	Total Depreciation	31.03.2025	31.03.2024
1	Land	2,44,53,672	-	-	2,44,53,672	-	-	-	-	2,44,53,672	2,44,53,672
2	Site Development	-	-	-	-	-	-	-	-	-	-
3	Buildings	-	-	-	-	-	-	-	-	-	-
4	Roads & Bridges	-	-	-	-	-	-	-	-	-	-
5	Tubewells & Water Supply	-	-	-	-	-	-	-	-	-	-
6	Sewerage & Drainage	-	-	-	-	-	-	-	-	-	-
7	Electrical Installation and equipment	7,89,633	-	-	7,89,633	1,53,924	39,482	-	1,93,405	5,96,228	6,35,709
8	Plant & Machinery	-	-	-	-	-	-	-	-	-	-
9	Scientific & Laboratory Equipment	1,68,76,305	12,45,159	-	1,81,21,464	92,49,162	14,49,717	-	1,06,98,879	74,22,585	76,27,143
10	Office Equipment	5,680	-	-	5,680	852	426	-	1,278	4,402	4,828
11	Audio Visual Equipment	1,86,071	-	-	1,86,071	59,133	13,955	-	73,089	1,12,982	1,26,938
12	Computers & Peripherals	1,49,39,236	2,09,000	-	1,51,48,236	1,39,59,044	10,21,990	-	1,49,81,035	1,67,201	9,80,191
13	Softwares	63,99,694	-	-	63,99,694	27,59,571	25,59,878	-	53,19,448	10,80,246	36,40,123
14	Furniture, Fixtures & Fittings	15,71,619	-	-	15,71,619	7,89,592	1,17,871	-	9,07,463	6,64,156	7,82,027
15	Vehicles	-	-	-	-	-	-	-	-	-	-
16	Lib. Books & Scientific Journals	3,30,58,528	6,82,660	-	3,37,41,188	2,93,55,240	33,74,119	-	3,27,29,359	10,11,829	37,03,288
17	E - Journals	-	-	-	-	-	-	-	-	-	-
18	Small Value Assets	16,291	-	-	16,291	16,290	-	-	16,290	1	1
19	Others	-	-	-	-	-	-	-	-	-	-
Total :		9,82,96,729	21,36,819	-	10,04,33,548	5,63,42,807	85,77,438	-	6,49,20,245	3,55,13,302	4,19,53,922
Grand Total (1-19)		9,82,96,729	21,36,819	-	10,04,33,548	5,63,42,807	85,77,438	-	6,49,20,245	3,55,13,302	4,19,53,922

Note: The additions during the Year includes additions from:

Gifted	2,61,587
Sponsored Project/Fellowship	18,75,232
<b>Total</b>	<b>21,36,819</b>

  
SECTION OFFICER (A/C)

  
JOINT REGISTRAR (FINANCE)

  
FINANCE OFFICER


**Schedule 5 - Investments from Corpus Fund and Earmarked/Endowment Funds**

Amount in Rs.

Investments	Current Year 2024-25	Previous Year 2023-24
1 In Government Securities	6,01,61,296	6,01,61,296
2 Other approved Securities	-	-
3 Debentures and Bonds (Long Term Investment)	-	-
4 Others Bank FDRs (Short Term Investment)	2,17,94,72,430	1,70,85,76,869
<b>Total</b>	<b>2,23,96,33,726</b>	<b>1,76,87,38,165</b>

**Earmarked/Endowment Funds (Fund wise)**

Funds	Current Year	Previous Year
1 Corpus Fund Investments	88,90,70,414	55,76,17,498
2 Academic Development Fund Investments	15,33,64,494	13,92,00,000
3 House Building Advance Fund Investments	30,37,17,938	30,13,33,899
4 Nippon Foundation Fund Investments	11,97,79,477	10,95,61,939
5 Endowment Fund Investments	71,57,20,191	60,30,43,617
6 Conveyance Fund Investments	5,79,81,212	5,79,81,212
<b>Total</b>	<b>2,23,96,33,726</b>	<b>1,76,87,38,165</b>

  
SECTION OFFICER (A/C)

  
JOINT REGISTRAR (FINANCE)

  
FINANCE OFFICER

**Schedule 6 - Investments - Others**

Amount in Rs.


<b>Investments</b>	<b>Current Year</b>	<b>Previous Year</b>
	<b>2024-25</b>	<b>2023-24</b>
1 In Central Government Securities	-	-
2 In State Government Securities	-	-
3 Other approved Securities	-	-
4 Shares	-	-
5 Debentures and Bonds (Long Term Investment)	-	-
6 Others	-	-
<b>Total</b>	-	-



SECTION OFFICER (A/C)



JOINT REGISTRAR (FINANCE)




FINANCE OFFICER

**Schedule 7 - Current Assets**

Amount in Rs.

Particulars	Current Year 2024-25	Previous Year 2023-24
<b>1 Stock:</b>		
a) Laboratory Chemicals & Consumables	9,36,434	15,41,108
b) Building Material	21,73,196	11,45,440
c) Cleaning material	10,98,928	3,87,757
d) Electrical material	5,04,074	5,12,830
e) Liveries & uniforms	2,00,848	1,11,898
f) Medicines stock	9,10,229	17,55,135
g) Stationery	33,74,168	13,00,150
h) Sports	1,21,734	1,60,000
<b>2 Sundry Debtors:</b>		
a) Debts Outstanding for a period exceeding six months	26,037	26,037
b) Others		
<b>3 Cash Balances</b>		
a) Cash earmarked fund, sponsored fellowship	-	-
b) Cash Maintenance, Cash Scholarship A/c	-	-
c) Imprest Maintenance A/c	2,68,975	2,86,975
d) Imprest Plan A/c	3,000	3,000
e) Postage on hand	38,938	1,99,641
<b>4 Bank Balances with scheduled banks (Annexure - A)</b>		
a) in Saving Accounts	1,43,20,79,066	
b) in Current Accounts pension	8,55,50,937	
c) in Term Deposit (including Fixed Deposits & Auto Sweep)	1,13,88,91,587	
Total	2,66,61,78,151	2,74,60,18,243

  
SECTION OFFICER (A/C)

  
JOINT REGISTRAR (FINANCE)

  
FINANCE OFFICER

## Closing Balance as on 31.03.2025

## I. Bank Accounts

<b>DEPOSIT FUND BANK A/Cs</b>		3,40,76,052
1	Bank (Deposit) A/c	1,60,87,736
2	Bank (Students' Aid Fund) A/c	16,97,439
3	Bank (Students) A/c	1,62,90,877
<b>DEVELOPMENT PLAN FUND BANK A/Cs</b>		19,57,87,302
4	Bank (Capital Assets 035) A/c	4,58,39,987
5	Bank (Combined Entrance Exam CBT) A/c	3,85,23,836
6	Bank (Development) Plan	11,13,66,923
7	Bank (Infrastructure Development) Fund A/c IDF	53,228
8	Bank (JNU RBI - Capital Assets) A/c	-
9	Bank (JNU RBI Plan) A/c	-
10	Bank (MMTTC) A/c	3,327
11	Bank (NEDFI) A/c	-
<b>EARMARKED FUND BANK A/Cs</b>		20,78,18,287
12	Bank (Academic Development Fund) A/c	3,63,61,237
13	Bank (CAHG Fund) A/c	-
14	Bank (Conveyance Fund) A/c	19,25,597
15	Bank (Corpus Fund) A/c	1,43,69,472
16	Bank (Endowment & Chair ) A/c	14,02,38,297
17	Bank (Exim Bank Library Fund) A/c	41,24,055
18	Bank (HBA Fund) A/c	28,09,784
19	Bank (JNU ALUMNI Endowment Fund) A/c	21,412
20	Bank (Nippon Foundation Fund )A/c	78,84,789
21	Bank (UGC JRF Fellowship) A/c	51,635
22	Bank (UGC Rajiv Gandhi National Fellowship) A/C	32,011
<b>EMF BANK A/Cs</b>		58,96,99,695
23	Bank (DBT-0150) ICICI A/c	-
24	Bank (DBT Sponsored Projects) A/c	27,14,138
25	Bank (DST PURSE Ph-II) BoM	-
26	Bank (DST-Traditional Knowledge System)	2,94,394
27	Bank (Environmental Information System)	3,26,903
28	Bank (GIAN Programme) A/c	45,55,438
29	Bank (ICSSR IMPRESS) A/c	59,42,376
30	Bank (JNU CSR) A/c	5,00,000


  
SECTION OFFICER (A/C)


  
JOINT REGISTRAR (FINANCE)


  
FINANCE OFFICER

31	Bank (National Institute of Animal Welfare)	30,86,143	
32	Bank (Purse Phase-II)	6,066	
33	Bank (SCHEME 1817)	-	
34	Bank (SCHEME 1819)	-	
35	Bank (SCHEME 1826)	-	
36	Bank (SCHEME 2354)	-	
37	Bank (SCHEME 2401)	-	
38	Bank (SCHEME 2792)	-	
39	Bank (SCHEME 3237)	-	
40	Bank (SCHEME 3356)	-	
41	Bank (SCHEME 3614)	-	
42	Bank (SCHEME 3668)	-	
43	Bank (SCHEME 3987)	-	
44	Bank (SCHEME 3988)	-	
45	Bank (Seminar) A/c	28,03,612	
46	Bank (Sponsored Fellowship) A/c	1,54,16,381	
47	Bank (Sponsored Fellowship-Indian) A/c	10,93,09,197	
48	Bank (Sponsored Project) A/c	44,47,45,046	
	<b>MAINTENANCE FUND BANK A/Cs</b>		49,02,48,667
49	Bank (Gomti Guest House) A/c	56,569	
50	Bank (JNU RBI Non-Net) A/c	-	
51	Bank (JNU RBI - Recurring) A/c	-	
52	Bank (JNU RBI - Salary) A/c	-	
53	Bank (JNU-School of Engineering) A/c	2,11,16,865	
54	Bank (Pension Fund) A/c	8,55,50,937	
55	Bank (Recruitment Fees) IDBI A/c	33,98,953	
56	Bank (Recurring 031) A/c	6,84,573	
57	Bank (Retirement Fund) A/c	40,476	
58	Bank (Salary 036) A/c	24,49,52,877	
59	Bank (Scholarship) A/c	7,07,11,012	
60	Bank (UGC Maintenance) A/c	1,12,64,339	
61	Bank (UGC Plan Fellowship) Non-Net	5,24,72,066	
<b>Total</b>			<b>1,51,76,30,003</b>
<b>II. Term Deposit &amp; Auto Sweep with Scheduled Banks</b>			<b>1,13,88,91,587</b>
<b>Total (I and II)</b>			<b>2,65,65,21,590</b>

  
SECTION OFFICER (A/C)

  
JOINT REGISTRAR (FINANCE)


  
FINANCE OFFICER

**Schedule 8: Loans, Advances and Deposits**

**Amount in Rs.**

Particulars	Current Year 2024-25	Previous Year 2023-24
<b>Loans And Advances</b>		
<b>1 Advances To Employees (Non-Interest Bearing)</b>		
- Festival	15,000	15,000
- LTC	8,75,000	4,18,838
<b>2 Advances And Other Amounts Recoverable In Cash Or In Kind Or For Value To Be Received</b>		
- Advances To Equipment Suppliers	1,26,09,662	1,26,09,662
- Advances On Capital A/C - Civil Works	44,91,00,931	6,05,81,563
- Others	5,32,73,513	1,75,99,012
<b>3 Prepaid Expenses</b>		
- Insurance	18,843	46,660
- Other Expenses	55,41,413	38,42,818
<b>4 Income Accrued but not due</b>		
- On Investments From		
Earmarked/Endowment Funds	84,38,340	52,44,313
Deposit Account	2,91,766	3,19,101
Corpus Fund	4,39,74,966	3,82,25,497
Sponsored Project/Sponsored Fellowship	3,38,67,803	3,27,39,723
Maintenance A/c	89,84,611	83,43,856
Fixed Deposits made out of Plan Account	19,07,718	1,08,24,159
- On Interest bearing Advances to employees	3,19,20,468	3,13,52,193
<b>5 Others-Current Assets - Receivable</b>		
-Receivables from Income Tax	1,28,50,671	3,19,02,151
-Receivables from NPS Tier-I	19,510	19,510
-Receivables from Endowment/Chair	9,49,654	5,34,543
<b>6 Income Receivable from Rent of Shops, Royalty, etc.</b>	4,14,75,314	3,67,86,540
<b>7 Transfer to other Funds Awaiting Receipts</b>	38,72,44,690	52,12,44,690
<b>8 Tuition Fee receivable from Bank</b>	-	2,05,36,564
<b>9 Receivable from UGC</b>	-	-
<b>10 Recoverable from Financial Misappropriation</b>	88,10,000	88,10,000
<b>11 Security Deposits by University</b>	97,48,500	97,48,500
<b>Total</b>	<b>1,11,19,18,374</b>	<b>85,17,44,893</b>

Note: 1. As revolving funds have been created for House Building, Computer and Vehicle Advances to staff, the Advances will appear as part of Earmarked/ Endowment Funds. The balances against these interest-bearing advances will not appear in this schedule.

  
SECTION OFFICER (A/C)

  
JOINT REGISTRAR (FINANCE)

  
FINANCE OFFICER