













-  Institutions ▼
-  Profiles <
-  Statistics ▼
-  Data submission
-  QS World University Rankings ▼
 -  Asia
 -  Sustainability
 -  World University
-  Contact Lists <
-  Messages

QS World University Rankings

[Institutions](#) / [Statistics](#) / [Data submission](#) / [QS World University Rankings](#)

[← Back to landing page](#)

World University ▼

Accepted Rejected Pending Queried No Status

The QS World University Rankings (<https://support.qs.com/hc/en-gb/articles/4405955370898-World-University-Ranking>) continue to enjoy a remarkably consistent methodological framework, using simple metrics that we believe capture university performance effectively. [Click here for the Platform User Guide](#)

(<https://qsiu.box.com/s/qk2bizvocyo81enpqfv10r2b2nyh71n3>) if you need any help filling in your forms. Click Here For Definitions & Guidelines (<https://support.qs.com/hc/en-gb/articles/4405027974290-Data-Appendix>)

☆ Please note that indicators below with this symbol ↔ will automatically update if that indicator also appears in other QS rankings forms

☆ If your submitted numbers are the same as your previous year's, please select the indicator and click on SAVE. There is no need to edit the field. This must be done for every indicator that you wish to use previous year's data for.

☆ All submissions are taken to be a true confirmation of that data point by the university, and a 'signature' from that university as to its veracity. QS reserves the right to ask for further evidence where we are not confident in the submission. Any submissions found to be inaccurate will be rejected. Deliberate attempts by an institution to submit false data will result in rankings penalties or exclusion from the ranking.

Faculty Staff ⓘ	Full Time	Part Time	HC ⓘ	FTE ⓘ	Est.	Status
Faculty Staff ↔	589	3	592	592		⌚
Faculty Staff Male ↔	421	3	424	424		✔
Faculty Staff Female ↔	168	0	168	168		⌚
Faculty Staff Other ↔	0	0	0	0		⌚
International Faculty Staff ↔	0	0	0	0		⌚
Students - Undergraduate ⓘ	Full Time	Part Time	HC ⓘ	FTE ⓘ	Est.	Status
Undergraduate Students ↔	1711	0	1711	1711		⌚
Undergraduate International Students ↔	12	0	12	12		⌚
Undergraduate Exchange Students - Inbound ↔	0	0	0	0		✔
Undergraduate Exchange Students - Outbound ↔	2	0	2	2		⌚
Students - Graduate / Postgraduate ⓘ	Full Time	Part Time	HC ⓘ	FTE ⓘ	Est.	Status

Graduate/Postgraduate Students ↔	7586	0	7586	7586		⌚
Graduate/Postgraduate International Students ↔	65	0	65	65		⌚
Graduate/Postgraduate Inbound Exchange Students ↔	14	0	14	14		⌚
Graduate/Postgraduate Outbound Exchange Students ↔	3	0	3	3		⌚
Students - Overall ⓘ	Full Time	Part Time	HC ⓘ	FTE ⓘ	Est.	Status
Students - Overall ↔	9297		9297	9297		⌚
International Students - Overall ↔	77	0	77	77		⌚
Students - Distance ↔	0	0	0	0		⌚
International Students - Distance ↔	0	0	0	0		⌚
Exchange Students - Inbound ↔	14	0	14	14		⌚
Exchange Students - Outbound ↔	5		5	5		⌚
Student Demographics	Full Time	Part Time	HC ⓘ	FTE ⓘ	Est.	Status
Students Male ↔	5261	0	5261	5261		🟢
Students Female ↔	4036	0	4036	4036		⌚
Students Other ↔	0	0	0	0		⌚
Total Student Nationalities ↔ ⓘ	22					⌚
<div style="border: 1px solid #ccc; padding: 5px; display: inline-block;"> Download template (https://s3-aws-1.amazonaws.com/files.core-dev.qs.com/iu/ranking/Country+List.xlsx) </div>						<div style="border: 1px solid #ccc; padding: 5px; display: inline-block;"> core.qs.com/tmp/8f5f51 </div>
Additional Statistics	Full Time	Part Time	HC ⓘ	FTE ⓘ	Est.	Status
Number of total undergraduate degree programs offered ↔	13					⌚
Number of total postgraduate degree programs offered ↔	137					⌚

Number of total undergraduate degree programs offered online ↔	<input type="text" value="0"/>									
Student Continuation Rate (in %) ↔	<input type="text" value="94.05"/>									
Number of total postgraduate degree programs offered online ↔	<input type="text" value="0"/>									
Student Retention Rate (in %) ↔	<input type="text" value="96.5"/>									
Completion Rate (in %) ↔	<input type="text" value="92.4"/>									
First Generation Learners ↔	<input type="text" value="32"/>									
Total number of non-degree courses offered online (e.g. micro credentials / vocational courses) that allow transfer of credits to degrees ↔	<input type="text" value="0"/>									
Average Tuition Fees ⓘ	Total	Currency	Status							
Undergraduate Fees - Domestic ↔	<input type="text" value="135.27"/>	USD <input type="text" value="v"/>								
Undergraduate Fees - International ↔	<input type="text" value="2772"/>	USD <input type="text" value="v"/>								
Graduate/postgraduate Fees - Domestic ↔	<input type="text" value="40.69"/>	USD <input type="text" value="v"/>								
Graduate/postgraduate Fees - International ↔	<input type="text" value="2865.23"/>	USD <input type="text" value="v"/>								
Overall Student Fees - Domestic ↔	<input type="text" value="54.07"/>	USD <input type="text" value="v"/>								
Overall Student Fees - International ↔	<input type="text" value="2848.05"/>	USD <input type="text" value="v"/>								
How many students receive a scholarship covering 100% of their fees? ↔	<input type="text" value="4850"/>	N/A								
How many students receive a scholarship covering at least 50% of fees? ↔	<input type="text" value="262"/>	N/A								
Employment Statistics	Total grad stdts ⓘ	Total respo ndents ⓘ	Empl o yed grads	Unem p. ⓘ	In FT further study ⓘ	Unava il. for work ⓘ	Est.	Status		

Number of Students:

Median Grad Salary (USD):

Percentage (Auto) % :

QS Employment Rate: (Auto) % :

Employment Statistics evidence

When was the survey shared with students?

Which year was the survey conducted?

Link or screenshot of report evidencing these numbers:

OR

Save

International Students - Overall



- Definition ()
- History ()
- Messages ()
- Notes ()

Number of students who are foreign nationals.

The term 'international' is hereby determined by citizenship.

EU countries: include all foreign nationals, even nationals of other EU states.

Hong Kong: include students from Mainland China.

Include: permanent residents

The 'deciding' criteria for 'dual citizenship' should be 'citizenship obtained through birth', basically first passport obtained.