




-  **Institutions** ▼
-  **Profiles** ◀
-  **Statistics** ▼
-  **Data submission**
-  **QS World University Rankings** ▼
 -  **Asia**
 -  **Sustainability**
 -  **World University**
-  **Contact Lists** ◀
-  **Messages**

Sustainability

Institutions / Statistics / Data submission / **Sustainability**

← Back to landing page
Sustainability ▼
✔ Accepted
✘ Rejected
⌚ Pending
🔍 Queried
▼ No Status

QS Sustainability Ranking is now open for submissions. Please refer to QS Sustainability Ranking: Edition 2 – QS Quacquarelli Symonds (<https://support.qs.com/hc/en-gb/articles/8551503200668-QS-Sustainability-Ranking-Edition-2>) for instructions, definitions and guidelines, and log a ticket with our Support team if you need any help here. (<https://support.qs.com/hc/en-gb/requests/new>) Please click here to download an excel version of the form (https://s3.amazonaws.com/files.core.qs.com/rankings/QS+Hub_Sustainability+Form+questions_excel.xlsx)

☆ Please note that indicators below with this symbol ↔ will automatically update if that indicator also appears in other QS rankings forms

☆ Welcome to the 2nd edition of the QS Sustainability Ranking data collection cycle. We have given the Sustainability sector a bit of a facelift. You should now find it easier to navigate with the lenses of the ranking clearly separated, and the relevant questions included as dropdown options. Please provide as much accurate data as you can - this data will be used for the upcoming 2nd Edition of the Sustainability Ranking. Where data is not provided, QS will attempt to source it externally, but if this is not possible and we have empty cells this will affect the performance of your institution.

☆ All submissions are taken to be a true confirmation of that data point by the university, and a 'signature' from that university as to its veracity. QS reserves the right to ask for further evidence where we are not confident in the submission. Any submissions found to be inaccurate will be rejected. **Deliberate attempts by an institution to submit false data will result in rankings penalties or exclusion from the ranking.**

Environmental Impact ^

Environmental Sustainability	URL	Status
Link to your institution's sustainability/climate action policy.	<input type="text" value="https://jnu.ac.in/qsranking"/>	
Link to your institution's sustainable procurement / purchasing policy.	<input type="text" value="https://jnu.ac.in/qsranking"/>	
Link to your institution's sustainable investment policy.	<input type="text" value="https://jnu.ac.in/qsranking"/>	
Link to student led society whose purpose is to engage with sustainability.	<input type="text" value="https://jnu.ac.in/qsranking"/>	
Does your university report its carbon emissions in line with the GHG Protocol Corporate Standard or another commonly used standard?	Please provide evidence of the last conducted inventory <input type="text" value="https://jnu.ac.in/qsranking"/>	
Please provide the total Scope 1 and 2 carbon emissions in tCO2e (tonnes (t) of carbon dioxide (CO2) equivalent (e). Please see instructions.	Total Scope 1 & 2 emissions in tCO2e <input type="text" value="1.37"/>	
	If you also report on Scope 3 emissions, please list your estimate here, in tCO2e <input type="text" value="1.369"/>	
	Please also provide a URL that supports the above figures <input type="text" value="http://jnu.ac.in/main/"/>	
Please provide the same figure for a baseline year. See instructions.	Baseline year <input type="text"/>	
	Total Scope 1 & 2 for the baseline year, in tco2e <input type="text"/>	
Does your university have a carbon reduction target covering Scope 1 & 2 emissions by at	Please provide evidence <input type="text" value="http://jnu.ac.in/main/"/>	

least 2050? If not, please leave the evidence field blank

Please add the amount of energy generated in campus through renewable sources, in kWh, for the last reporting year. This would include energy consumed, stored or sold on.

Total energy from renewables

716569



Please submit your total campus building footprint. See instructions.

Total campus building footprint in square meters

4125284.5



Please provide the year your institution has publicly committed to reaching net-zero. If you have not committed to this, please leave the evidence field blank.

Please provide evidence

http://jnu.ac.in/main/



Environmental Education

Total Number

Status

Do you offer courses that teach specifically on climate science and/or environmental sustainability?

Please tick all answers that apply.



We offer these courses and they are linked to officially recognised credits (e.g., European Credit Transfer and Accumulation System - ECTS, in Europe)

They lead to the award of an officially recognised qualification that specifically refers to climate science and environmental sustainability (e.g., MSc in Climate Change: Science, Society and Solutions at the University of Manchester in the UK; BSc in Climate Science and Adaptation at the University of Newcastle, Australia)

Please provide evidence

https://jnu.ac.in/ses, https://jnu.ac.in/

Environmental Research

Total Number

Est.

Status

Presence of a Research Centre with a specific focus on environmental sustainability

Please tick all answers that apply.



The Research Centre has dedicated FTE staff.

This Research Centre contributes (through curriculum, teaching and supervision) to the teaching of undergraduate programmes and/or postgraduate programmes.

Please provide evidence or supporting statement

B
I
U
X²
X₂
§

☰
☰
↻
↺
↻

https://jnu.ac.in/ses,
 (https://jnu.ac.in/ses,) https://jnu.ac.in/
 scdr (https://jnu.ac.in/scdr)

2 words inserted Maximum 100 words

Social Impact ^

Equality	Total Number	Est.	Status
Faculty Staff Male ↔	417		🟢
Faculty Staff Female ↔	189		🔴
Faculty Staff Other ↔	0		🔴
Students Female ↔	4367		🔴
Students Other ↔	0		🔴
Total Student Nationalities ↔ ⓘ	36		🟢
<div style="display: flex; justify-content: space-between; margin-top: 10px;"> <div style="border: 1px solid #ccc; padding: 2px;"> Download template (https://s3.amazonaws.com/core-dev.qs.com/iu/ranking/Country+List.xlsx) </div> <div style="border: 1px solid #ccc; padding: 2px;"> Open I </div> </div>			
Number of members in your senior leadership team	117		🔴
Number of the above members of your senior leadership team who are male.	98		🔴
Does your institution have a current Equality, Diversity and Inclusion (EDI) policy?	<p>Please tick all answers that apply.</p> <p><input type="checkbox"/> We have a current EDI policy or equivalent</p> <p><input type="checkbox"/> Please provide evidence</p> <div style="border: 1px solid #ccc; padding: 2px; margin-top: 5px;"> http://jnu.ac.in/eoo </div>		🔴
<p>Which of the following main protected characteristics are included in this policy?</p> <p><input type="checkbox"/> Age</p> <p><input type="checkbox"/> Gender or gender reassignment</p>			

- Disability
- Race
- Religion or belief
- Sexual orientation
- Marriage and civil partnership
- Refugee and asylum seekers
- Pregnancy and maternity

Do you offer support services for people with disabilities?

Please tick all answers that apply.



Existence of Disability Support Office

Please provide evidence

<http://jnu.ac.in/eoo>

Campus is easily accessible by people with disabilities

Please provide evidence

B
I
U
X²
X₂
~~S~~

☰
☷
↻
↺
↻
↻

<http://jnu.ac.in/eoo>

1 words inserted Maximum 50 words

Access schemes for people with disabilities such as mentoring or other targeted support

Please provide evidence

<http://jnu.ac.in/disability>

Our university offers on-campus accommodation

We have a reasonable accommodation policy or strategy for people with disabilities, including adequate funding

Please provide evidence

<http://jnu.ac.in/iha>

Knowledge Exchange	Total Number	Status
--------------------	--------------	--------

Do you offer, manage or deliver outreach projects (education, health, information

Please provide evidence



services, reading, community engagement, tutorials) for the local community?

B *I* U **X'** **X₂** **\$**

☰ ☰ ☰ ☰ ☰ ☰

<http://jnu.ac.in/node>

1 words inserted Maximum 200 words

Health and Wellbeing	Total Number	Status
----------------------	--------------	--------

Do you provide on-campus or local health and wellbeing services?

Please tick all answers that apply.



Provision of healthy and affordable food choices for all on campus

Please provide evidence

B *I* U **X'** **X₂** **\$**

☰ ☰ ☰ ☰ ☰ ☰

<http://jnu.ac.in/medical>

1 words inserted Maximum 200 words

Access to physical health-care services including information and education services

Please provide evidence

<http://jnu.ac.in/medical>

Access to sexual and reproductive health-care services including information and education services

Please provide evidence





<http://jnu.ac.in/medical>

Access to mental health support for both staff and students

Please provide evidence

<http://jnu.ac.in/medical>

Governance ^

Good Governance	URL	Status
<p>Do you have an equality, diversity and inclusion committee, office or officer (or the equivalent) tasked by the administration or governing body to advise on and implement policies, programmes and trainings related to diversity, equity, inclusion and human rights on campus?</p>	<p>Existence of committee, office or officer</p> <p>Please provide evidence</p> <div style="border: 1px solid #ccc; padding: 2px; margin-bottom: 5px;">http://jnu.ac.in/eoo</div> <hr/> <p>Existence of anti-discrimination and anti-harassment policies</p> <p>Please provide Policy URLs</p> <div style="border: 1px solid #ccc; padding: 2px; margin-bottom: 2px;">http://jnu.ac.in/eoo</div> <div style="border: 1px solid #ccc; padding: 2px;">http://jnu.ac.in/eoo</div>	
<p>Do you have an Anti-bribery and corruption policy?</p>	<p>Existence of anti-bribery and corruption policy or equivalent</p> <p>Please provide evidence</p> <div style="border: 1px solid #ccc; padding: 2px; margin-bottom: 5px;">http://jnu.ac.in/cvo</div> <hr/> <p>This policy has been reviewed in the last 3 years, i.e. on or after 2020 (tick if apply)</p>	
<p>Does your institution have a dedicated staff member or team whose sole responsibility is to advance sustainable development at the institution? If so, please provide evidence</p>	<p>Please provide evidence</p> <div style="border: 1px solid #ccc; padding: 5px; margin-bottom: 5px;"> <div style="display: flex; justify-content: space-between; border-bottom: 1px solid #ccc; margin-bottom: 5px;"> B <i>I</i> <u>U</u> X² X₂ § </div> <div style="display: flex; justify-content: space-between; border-bottom: 1px solid #ccc; margin-bottom: 5px;"> ☰ ☷ ↻ ↺ ↻ </div> <p>https://jnu.ac.in/ses, (https://jnu.ac.in/ses,) https://jnu.ac.in/scdr</p> </div> <p>2 words inserted Maximum 200 words</p>	
<p>Does your organisation support and facilitate a holistic ethical organisational culture?</p>	<p>Please tick all answers that apply.</p> <p>Our organisation develops clear ethical values (e.g., diversity, honesty, respect, fairness) and these are enshrined in a publicly available strategic document.</p> <p>Please provide evidence</p> <div style="border: 1px solid #ccc; padding: 2px; margin-bottom: 5px;">http://jnu.ac.in/cvo</div> <hr/> <p>Our university provides training based on those values at all levels of the organisation.</p> <p>Please provide evidence</p>	

<http://jnu.ac.in/icc>

There is an office for ethical compliance within our institution, with a designated official with oversight on ethical matters across the institution.

Please provide evidence

<http://jnu.ac.in/ierb>

Our organisation has an internal reporting system to assure the confidentiality of whistleblowers or a grievance procedure for staff concerning an employment matter

Please provide evidence

<http://jnu.ac.in/icc>

Does your university have a student union?

Please tick all answers that apply.



Our university has a recognised student union that represents both undergraduate and postgraduate students at university level

This student union is connected/affiliated to a wider national student union body

The student union elects its leadership, allowing students to vote.

Please provide evidence

<http://jnu.ac.in/content/jnusu>

Does your institution publish their financial reports on an annual basis? If applicable, please tick as appropriate:

Income



Expenditure

Borrowing

Surplus

Please provide evidence

<https://jnu.ac.in/account>

Does your institution publicly share the decisions taken in your annual general

<https://jnu.ac.in/qsranking>



meeting? If so, please share the link to these minutes.

Does your university's governing body have student representation? If so, please share the webpage link. If not, please leave blank.



Additional Information



	Total Number	Est.	Status
Your institution's water consumption for the previous reporting year. Please use cubic meters (m3), where 1,000 L = 1 m3.	<input type="text" value="420659"/>		
Your institution's energy consumption for the previous reporting year. Please use kWh/year.	<input type="text" value="21038580"/>		
How many students receive a scholarship covering 100% of their fees? ↔	<input type="text" value="6852"/>	N/A	
How many students receive a scholarship covering at least 50% of fees? ↔	<input type="text" value="297"/>	N/A	

Save

