














-  Institutions ▼
-  Profiles ◀
-  Statistics ▼
-  Data submission
-  QS World University Rankings ▼
 -  Asia
 -  ESG Metrics
 -  Graduate Employability
 -  World University
-  Nominations ◀
-  Messages

Overall Statistics

Institutions / Statistics / Data submission / **Overall Statistics**

[← Back to landing page](#)

Overall Statistics ▼

Accepted Rejected Pending Queried No Status

[Click Here For Definitions & Guidelines \(https://support.qs.com/hc/en-gb/articles/4405027974290-Data-Appendix\)](https://support.qs.com/hc/en-gb/articles/4405027974290-Data-Appendix)

☆ Please note that indicators below with this symbol ↔ will automatically update if that indicator also appears in other QS rankings forms

☆ If your submitted numbers are the same as your previous year's, please select the indicator and click on SAVE. There is no need to edit the field. This must be done for every indicator that you wish to use previous year's data for.

☆ Please complete as much information as you can provide. This strengthens the validity of our analysis, and the integrity of the insights we can provide.

Faculty Staff ⓘ	Prev. Submitted Data	Full Time	Part Time	HC ⓘ	FTE ⓘ	Est.	Status
Faculty Staff ↔		622	0	622	622		⌛
Faculty Staff (Male) ↔		427	0	427	427		⌛
International Faculty Staff ↔		0	0	0	0		🗒️
Visiting International Faculty Staff - Inbound ↔		0	0	0	0		⌛
Visiting International Faculty Staff - Outbound ↔		30	0	30	30		⌛
Staff with PhD ↔		611	0	611	611		🗒️
Students - Undergraduate ⓘ	Prev. Submitted Data	Full Time	Part Time	HC ⓘ	FTE ⓘ	Est.	Status
Undergraduate Students ↔		1436	0	1436	1436		⌛
Undergraduate International Students ↔		28	0	28	28		⌛
Undergraduate Exchange Students - Inbound ↔		0	0	0	0		⌛
Undergraduate Exchange Students - Outbound ↔		0	0	0	0		⌛

Undergraduate Students - First Year ↔	568	0	568	568			⌚
Student Retention Rate (in %) ↔	94.5						⌚
Completion Rate (in %) ↔	92.4						⌚
Students - Graduate / Postgraduate ⓘ	Prev. Submitted Data	Full Time	Part Time	HC ⓘ	FTE ⓘ	Est.	Status
Graduate/Postgraduate Students ↔	7404	0	7404	7404			⌚
Graduate/Postgraduate International Students ↔	124	0	124	124			⌚
Graduate/Postgraduate Inbound Exchange Students ↔	24	0	24	24			⌚
Graduate/Postgraduate Outbound Exchange Students ↔	6	0	6	6			⌚
Student Continuation Rate (in %) ↔	91.5						⌚
Students - Overall ⓘ	Prev. Submitted Data	Full Time	Part Time	HC ⓘ	FTE ⓘ	Est.	Status
Students - Overall ↔	8840	0	8840	8840			✔
International Students - Overall ↔	152	0	152	152			⌚
Exchange Students - Inbound ↔	24	0	24	24			⌚
Exchange Students - Outbound ↔	6	0	6	6			⌚
Student Demographics	Prev. Submitted Data	Full Time	Part Time	HC ⓘ	FTE ⓘ	Est.	Status

Total Student Nationalities ↔	152							
Number of Male Students ↔	4806	0	4806	4806				
First Generation Learners ↔				23				
Degree Options ⓘ	Prev. Submitted Data	Full Time	Part Time	HC ⓘ	FTE ⓘ	Est.	Status	
Number of total undergraduate degree programs offered ↔	13							
Number of total postgraduate degree programs offered ↔	200							
Number of total undergraduate degree programs offered online ↔	0							
Number of total postgraduate degree programs offered online ↔	0							
Total number of non-degree courses offered online (e.g. micro credentials / vocational courses) that allow transfer of credits to degrees ↔	0							
Sustainability	Prev. Submitted Data	Climate Action Plan (URL)					Status	
Climate Action Plan (URL) ↔	https://jnu.ac.in/qsranking							
ESG ⓘ	Prev. Submitted Data	Full Time	Part Time	HC ⓘ	FTE ⓘ	Est.	Status	
Number of members in your leadership team (e.g. Chancellor / Vice Chancellor /	79	38	117	117				

Rector/ Chief Operating Officer) ↔

Number of the above members of your leadership team who are male. ↔

66

32

98

98



Link to your institutions official climate action or environmental sustainability strategy. ↔

<https://jnu.ac.in/qsra>

Available?



Link to your institution's sustainable procurement / purchasing policy. ↔

<https://jnu.ac.in/qsranking>


Link to your institution's sustainable investment policy. ↔

<https://jnu.ac.in/qsranking>


Link to your institution's sustainability policy on donations and funding. ↔

<https://jnu.ac.in/qsranking>


Link to research centre with specific focus on sustainability. ↔

<https://jnu.ac.in/qsranking>


Link to department with degree courses directly related to environmental sustainability. ↔

<https://jnu.ac.in/qsranking>


Link to student led society whose purpose is to engage with sustainability. ↔

<https://jnu.ac.in/qsranking>


Link to your university's last governance meeting minutes. ↔

<https://jnu.ac.in/qsranking>


Link to your institution's Disability Support Office ↔

<https://jnu.ac.in/qsranking>


Your institution's water consumption for the previous reporting year. Please use cubic meters (m3), where 1,000 L = 1 m3. ↔

420659



Your institution's energy consumption for the previous reporting year. Please use kWh/year. ↔

716569



Your institution's carbon emissions for the previous reporting year. Please use kilograms of CO2 (kgCO2e). ↔

1370



Does your institution have an ethics committee overseeing research? ↔

Yes



Does your university's governing body have student representation? ↔

Yes



Does your organisation have and actively implement an Equality, Diversity and Inclusion Strategy? ↔

Yes



Average Tuition Fees ⓘ

Total

Currency

Status

Undergraduate Fees - Domestic ↔

135.27

USD ▼



Undergraduate Fees - International ↔

2772

USD ▼



Graduate/postgraduate Fees - Domestic ↔

40.69

USD ▼



Graduate/postgraduate Fees - International ↔

2865.23

USD ▼



Overall Student Fees - Domestic ↔

54.07

USD ▼



Overall Student Fees - International ↔

2848.05

USD ▼



How many students receive a scholarship covering 100% of their fees? ↔

7090

N/A



How many students receive a scholarship covering at least 50% of fees? ↔

31

N/A



Employment Rate	Total grad stdts	Total respondents	Employed grads	Unemp. %	In FT further study	Unavail. for work	Est.	Status
Number of Students	2058	2058	692	62	1276	28		
Percentage (Auto) %		100.0	33.6	3.0	62.0	1.4		
QS Employment Rate: (Auto) %	91.8							

Employment rate evidence

When was the survey shared with students?

Which year was the survey conducted?

Link or screenshot of report evidencing these numbers: OR

Save

International Faculty Staff



Definition ()
 History ()
 Messages ()
 Notes ()

Number of academic faculty staff who contributes to academic teaching or research or both at your university for a minimum period of at least three months and who are of foreign nationality.

The term 'international' is hereby determined by citizenship.

For EU countries, this includes all foreign nationals, even if from another EU state. In Hong Kong, this includes professors from Mainland China.

Inclusion and exclusion mirrors those for academic faculty staff.

It is important to note that visiting international faculty staff who are of foreign origin but members of a university other than yours should NOT be counted under this category.

In case of dual citizenship, the 'deciding' criteria should be 'citizenship obtained through birth', basically first passport obtained.